





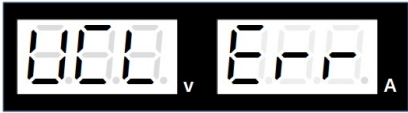


HCS Faults and trouble shooting

Display	Description	Resolve
	<u>Over Voltage Protection (OVP)</u> Output voltage greater than the set value.	<ul style="list-style-type: none"> - Power off the unit - Remove all load - Power on the unit again * If this problem persists, please contact and consult with your agent.
	<u>Over Temperature Protection (OTP)</u> Power supply internal temperature is higher than a specific value.	<ul style="list-style-type: none"> - Power off the unit - Allow the unit to cool down for at last 30 minutes - Check load is exceeded power supply rated power - Check if any of ventilation is blocked. - Check enough clearance around the power supply
	<u>Over Load Protection (OtP)</u> The load is exceeded power supply rated power	<ul style="list-style-type: none"> - Power off the unit - Remove all load - Power on the unit again * If this problem persists, please contact and consult with your agent.
	<u>RECALL Switch Error (S1 err)</u> Recall switch on the rear panel error.	<ul style="list-style-type: none"> - Check the switch is not in middle of any selection. - Switch to different position and check. * If this problem persists, please contact and consult with your agent.
	<u>MODE Switch Error (S2 err)</u> Mode switch on the rear panel error.	<ul style="list-style-type: none"> - Check the switch is not in middle of any selection. - Switch to different position and check. * If this problem persists, please contact and consult with your agent.
	<u>Upper Voltage Limit (UVL err)</u> Output voltage setting and reach set UVL value	<ul style="list-style-type: none"> - Use Manson PC software to reset the Upper Voltage Limit
	<u>Upper Current Limit (UCL err)</u> Output current setting and reach set UCL value	<ul style="list-style-type: none"> - Use Manson PC software to reset the Upper Current Limit